



COVID-19 Snapshot 18

10,976 First Doses Administered by Age Group:

18-64	30.65%
65-74	37.11%
75+	32.16%

6,889 2nd Doses Administered by Age Group:

18-64	25.92%
65-74	33.05%
75+	40.96%

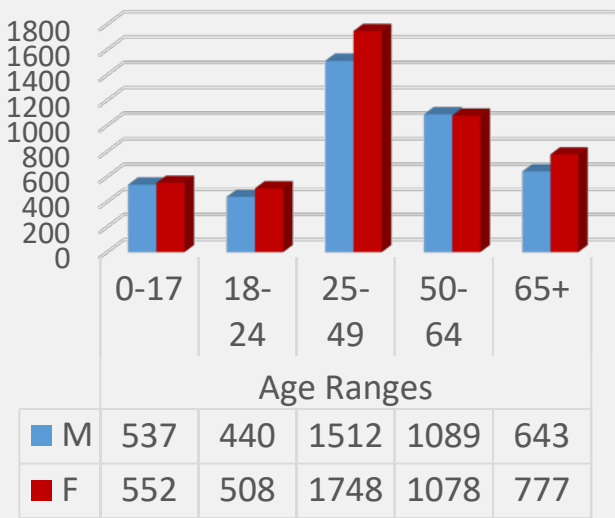
1st Doses Vaccinated by Age Group (12.7% Total):

18-64	16.24%
65-74	42.68%
75+	59.70%

2nd Doses Vaccinated by Age Group (8.0% Total):

18-64	8.6%
65-74	23.66%
75+	47.73%

Case Demographic - Age/Gender



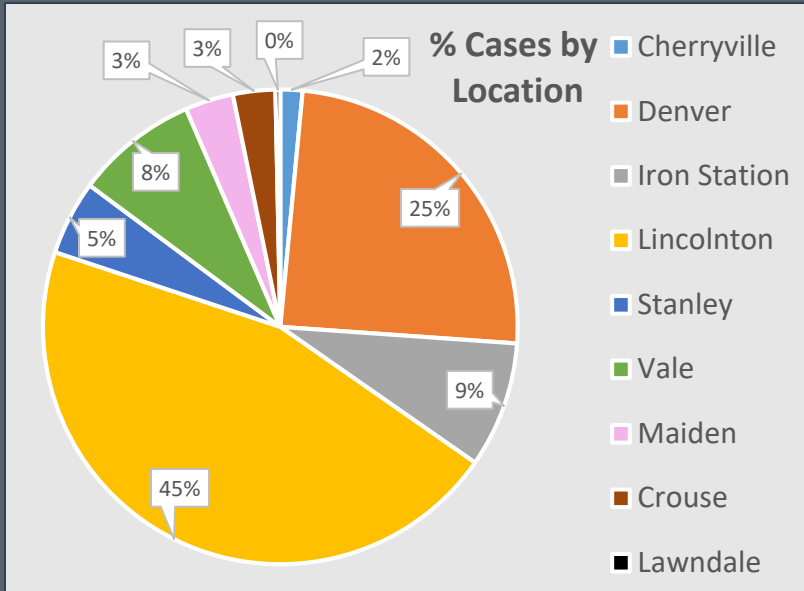
Lincoln County Health Department:

1st Doses Received: 3,350

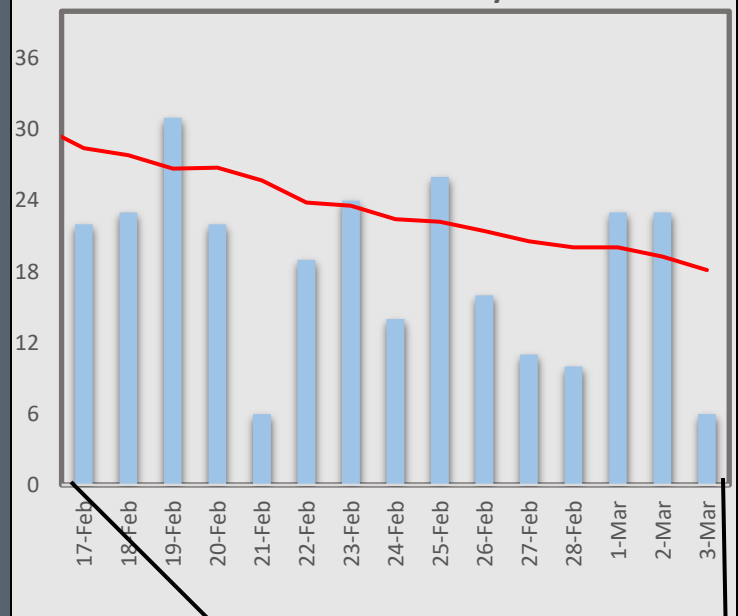
1st Doses administered: 3,350

2nd Doses Received: 3,250

2nd Doses Administered: 1,850



COVID-19 Cases Past 14 Day Window



COVID-19 Cases Lincoln County, NC

357 Day Window

